



# » ROUGH TERRAIN CARRIER

295B, 495B, & 595B  
TIER 4 FINAL - SPECIFICATIONS



The Rough Terrain Carrier (RTC) loader package is the most maneuverable and powerful log loading machine in the Barko® lineup, providing increased productivity while maintaining a safe work environment. With a rigid frame design that provides a sharp turning radius and incredible pulling capacity, the RTC is ideal for navigating around log yards, sawmills and other tight jobsites.

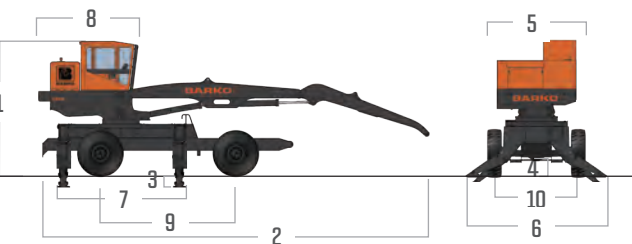


# » PROPEL YOUR PRODUCTION

The future of log handling has arrived – with the Barko 4-wheel-drive RTC loader package. Featuring an incredibly stable rigid frame that provides 2-wheel, 4-wheel and crab steering capabilities, the RTC propels your loading to a whole new level of production.

Engineered for maximum dependability and productivity, Barko's 595B, 495B and 295B RTC loader packages offer boom length options of 30, 32, 36 and 40 feet. Tried-and-true Barko technology makes fast work of loading tasks, while the RTC's agility and impressive tractive effort get you around the jobsite quickly to save time and money.

# SPECIFICATIONS



## 595B ROUGH TERRAIN CARRIER

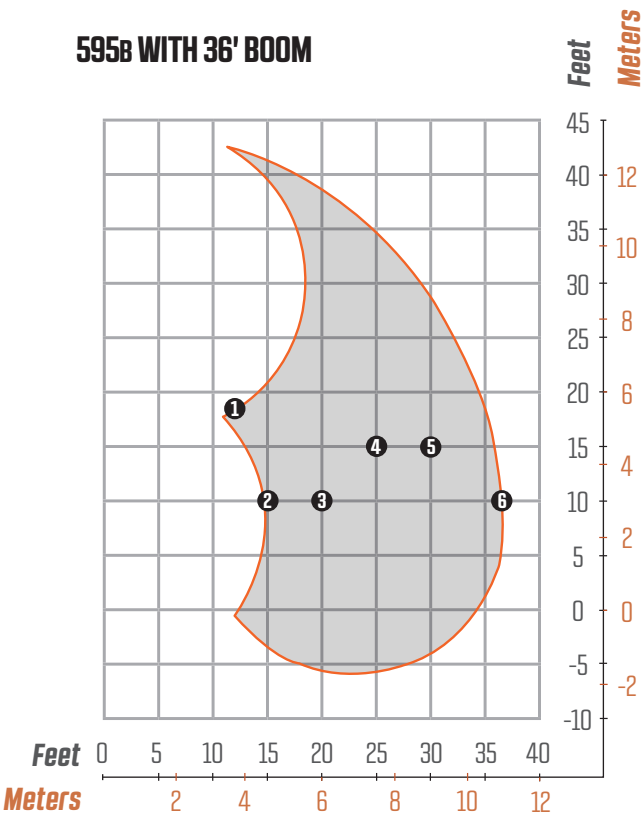
DIMENSIONS		
1	Overall Height	14' 2" (432 cm)
2	Overall Loader Length	45' 4" (1,382 cm) with 36' boom extended & 7,000 lbs counterweight
3	Ground Penetration	7" (178 mm)
4	Ground Clearance	19" (48 cm)
5	Overall Width	9' 11" (302 cm)
6	Stabilizer Width	15' 11" (485 cm)
7	Stabilizer Spread	14' 1" (429 cm)
8	Tail Swing	9' 3" (282 cm) with 7,000 lbs counterweight
9	Wheel Base	14' 2" (432 cm)
10	Track	8' 4" (254 cm)
Approx. Operating Weight		50,000 lbs (22,680 kg) without attachment
SWING SYSTEM		
Rotation/Swing Speed	Continuous on 54" (1,372 mm) internal tooth turntable bearing; 9 RPM, power transmitted through dual motors and planetary gearboxes	
Swing Torque	55,000 ft-lbf (74,570 Nm); 100% theoretical	
Braking	Hydrostatic dynamic braking with 73,000 ft-lbf (98,975 Nm) braking swing torque	
Swing Brake	Spring applied hydraulic release (SAHR); holding brake (optional)	

# FEATURES & OPTIONS

STANDARD FEATURES - ROUGH TERRAIN CARRIER	
Steel line along inside of frame ¾" hitch plate for pintle hitch mount	Travel alarm
STANDARD FEATURES - LOADERS	
All Models - Removable service panels Centralized turntable greasing system	595B / 495B - 7,000 lbs (3,175 kg) cast steel counterweight & oil 32' boom 295B - 3,000 lbs (1,361 kg) cast steel counterweight & oil 30' boom

# BOOM SWEEP

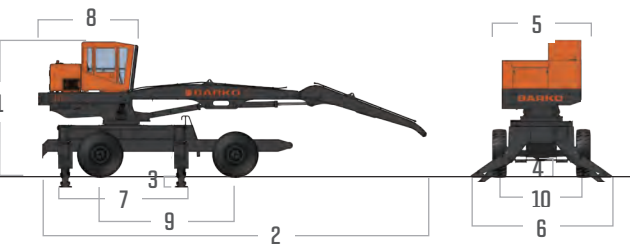
## 595B WITH 36' BOOM



MAXIMUM LIFT CAPACITY				
36' (11.0 m) straight boom, less attachment.				
	Radius	Lift		
1	12' (3.7 m)	25,970 lbs (11,780 kg)	4	25' (7.6 m)
2	15' (4.6 m)	29,260 lbs (13,272 kg)	5	30' (9.1 m)
3	20' (6.1 m)	21,780 lbs (9,879 kg)	6	36' (11.0 m)
				7,790 lbs (3,533 kg)

OPTIONS & ACCESSORIES	
All Models - Bar slasher hydraulics package Boom lights Log & pulp grapples Grapple saw Detachable heel bar (standard/offset, single/double vee) 23" or 42" hydraulic tilt cab riser 23", 36", or 48" fixed cab riser Engine block heater Hydraulic tank heater Hydraulic thermal bypass Automatic greasing system	12-volt hydraulic transfer pump Alternate hand/foot control configurations (consult factory) 595B - 32' or 36' live heel boom 32', 36', or 40' straight boom 10,000 lbs (4,536 kg) counterweight 495B - 32' straight or live heel boom 295B - 30' straight or live heel boom  *See complete listing of options at <a href="http://www.barko.com">www.barko.com</a> .

# SPECIFICATIONS



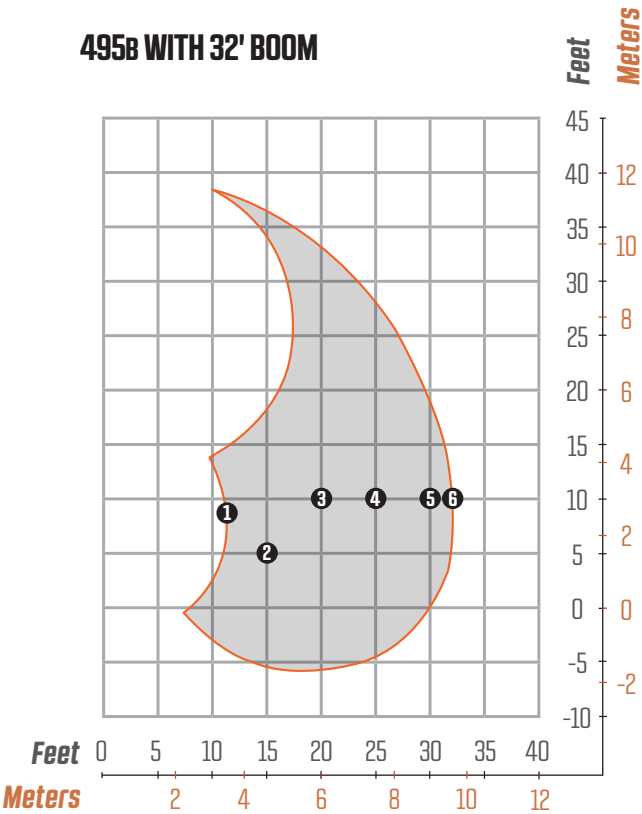
## 495B ROUGH TERRAIN CARRIER

DIMENSIONS		
1	Overall Height	14' 2" (432 cm)
2	Overall Loader Length	41' 4" (1,260 cm) with 32' boom extended & 7,000 lbs counterweight
3	Ground Penetration	7" (178 mm)
4	Ground Clearance	19" (48 cm)
5	Overall Width	9' 11" (302 cm)
6	Stabilizer Width	15' 11" (485 cm)
7	Stabilizer Spread	14' 1" (429 cm)
8	Tail Swing	9' 3" (282 cm) with 7,000 lbs counterweight
9	Wheel Base	14' 2" (432 cm)
10	Track	8' 4" (254 cm)
	Approx. Operating Weight	48,200 lbs (21,863 kg) without attachment
SWING SYSTEM		
Rotation/Swing Speed	Continuous on 46" (1,168 mm) internal tooth turntable bearing; 9 RPM, power transmitted through dual motors and planetary gearboxes	
Swing Torque	44,000 ft-lbf (59,656 Nm); 100% theoretical	
Braking	Hydrostatic dynamic braking with 59,000 ft-lbf (79,993 Nm) braking swing torque	
Swing Brake	Spring applied hydraulic release (SAHR); holding brake (optional)	

OPERATOR CAB	
38.5" x 55" (978 x 1,397 mm) forward sloping pressurized cab with sound suppression insulation	Adjustable suspension seat with armrests
Heating & air conditioning	Dual joystick controls
AM/FM radio, CD player, CB radio	Dash console with easy access start/stop controls and accessory switches
Digital display: water temperature, voltage, engine oil pressure, fuel, hour meter, engine RPM, DEF gauge	Warning lights & monitor system
Load sense pressure	Swing control operated by foot pedal
Tinted windows: roof, sliding side, rear	Swing-out entry door
Pantograph windshield wipers, washer, dome light	Front cab guard
	(2) 12-volt DC power points
	(6) 12-volt DC halogen cab lights

# BOOM SWEEP

## 495B WITH 32' BOOM

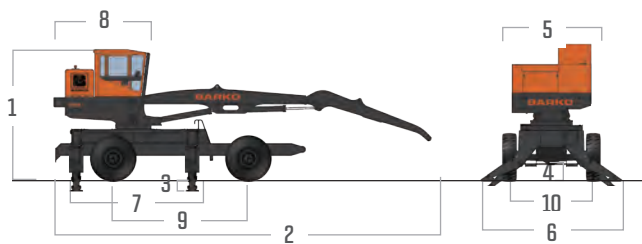


MAXIMUM LIFT CAPACITY					
32' (9.8 m) straight boom, less attachment.					
	Radius	Lift		Radius	Lift
1	12' (3.7 m)	28,720 lbs (13,027 kg)	4	25' (7.6 m)	12,990 lbs (5,892 kg)
2	15' (4.6 m)	21,960 lbs (9,961 kg)	5	30' (9.1 m)	9,280 lbs (4,209 kg)
3	20' (6.1 m)	16,350 lbs (7,416 kg)	6	32' (9.8 m)	5,590 lbs (2,535 kg)

# SAFETY

**Barko RTC loaders offer safety features that many units in a mill environment do not.** Walk-up steps and a solid platform minimize the potential for slip-and-falls when entering the cab. Then while on the job, the RTC provides outstanding stability when loading or maneuvering.

## SPECIFICATIONS

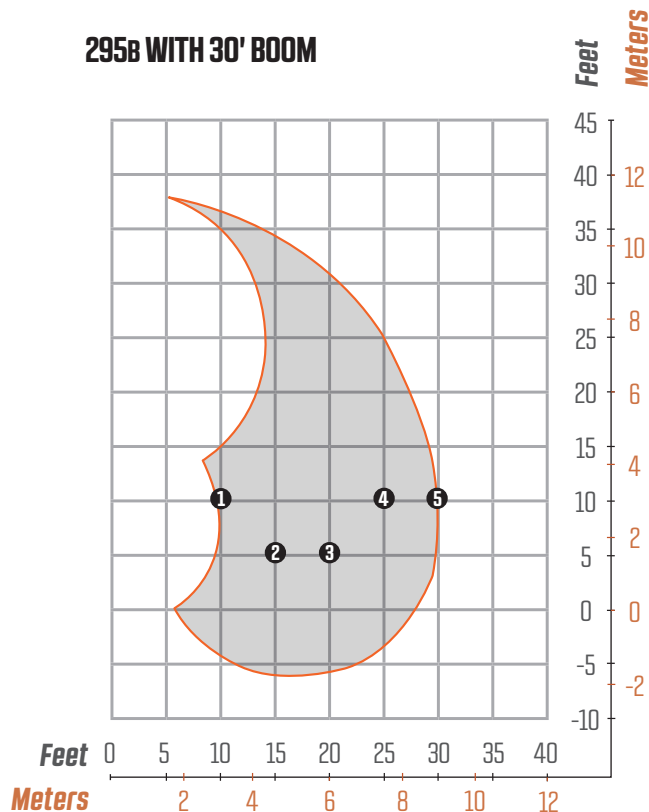


### 295B ROUGH TERRAIN CARRIER

DIMENSIONS		
1	Overall Height	14' 2" (432 cm)
2	Overall Loader Length	39' (1,189 cm) with 30' boom extended & 3,000 lbs counterweight
3	Ground Penetration	1" (25 mm)
4	Ground Clearance	19" (48 cm)
5	Overall Width	9' 11" (302 cm)
6	Stabilizer Width	15' 2" (462 cm)
7	Stabilizer Spread	10' 3" (312 cm)
8	Tail Swing	8' 10" (269 cm) with 3,000 lbs counterweight
9	Wheel Base	14' 2" (432 cm)
10	Track	8' 4" (254 cm)
Approx. Operating Weight		41,500 lbs (18,824 kg) without attachment
SWING SYSTEM		
Rotation/Swing Speed	Continuous on 39" (991 mm) internal tooth turntable bearing; 8 RPM, power transmitted through dual motors and planetary gearboxes	
Swing Torque	30,000 ft-lbf (40,674 Nm); 100% theoretical	
Braking	Hydrostatic dynamic braking with 40,000 ft-lbf (54,233 Nm) braking swing torque	

## BOOM SWEEP

### 295B WITH 30' BOOM



MAXIMUM LIFT CAPACITY					
30' (9.1 m) straight boom, less attachment.					
	Radius	Lift		Radius	Lift
1	10' (3.0 m)	19,960 lbs (9,054 kg)	4	25' (7.6 m)	10,240 lbs (4,645 kg)
2	15' (4.6 m)	17,390 lbs (7,888 kg)	5	30' (9.1 m)	5,420 lbs (2,458 kg)
3	20' (6.1 m)	12,920 lbs (5,860 kg)			

## MANEUVERABILITY

The RTC offers incredible maneuverability compared to other machines on the market. In fact, using 4-wheel steer, its 18-foot turning radius is sharper than many half-ton pickup trucks. With all 4 wheels maintaining ground contact to provide proper support, the RTC can easily navigate your yard, swiftly moving from pile to pile to maximize operating efficiency.

## SPEED

With the ability to travel up to 12 miles per hour, the RTC won't drain your productivity every time you have to move across the yard. Additionally, the machine's power shift transmission allows it to shift on the fly.

## POWER

The RTC packs power into every movement. Its extraordinary drawbar pull of approximately 21,000 pounds is enough to pull a small log trailer, easily move through mud, and even climb steep grades of up to 45-percent.



## PERFORMANCE ROUGH TERRAIN CARRIER

<b>Maximum Speed</b>	12.0 mph (19.3 km/h) high gear, 3.4 mph (5.5 km/h) low gear
<b>Tractive Effort</b>	25,000 lbf (111.2 kN) low gear, 6,100 lbf (27.1 kN) high gear
<b>Gradeability</b>	45.0%
<b>Brakes</b>	Primary: Hydrostatic dynamic braking mechanism; Secondary: Hydraulic disc brakes on all 4 wheels, operated by foot pedal Park: Spring applied hydraulic release (SAHR)
<b>Axles</b>	Planetary drive axles front and rear; front oscillates (with hydraulic oscillation lock), rear rigid to frame
<b>Transmission</b>	2-speed hydrostatic drive
<b>Steering</b>	Hydraulic 4-wheel steer; front axle controlled by joystick axis, rear axle controlled by buttons on joystick
<b>Turning Radius</b>	2-wheel steer: 36' (1,097 cm); 4-wheel steer: 18' (549 cm)
<b>Tires</b>	16.00 x 25 pneumatic

## PERFORMANCE LOADERS

	595B	495B	295B
ENGINE			
Model/Power	173 HP (129 kW) Cummins® QSB6.7 Tier 4 Final with SCR aftertreatment		
DEF Tank	10 gal. (38 L)		
Fuel Tank	120 gal. (454 L)		
HYDRAULICS			
Tank	112 gal. (424 L) with return line filter, shut-off valve on pump suction line		
Pump	119 GPM (450 LPM), variable displacement piston	88 GPM (333 LPM), variable displacement piston	
Operating Pressure	3,600 psi (248 bar) main system		3,000 psi (206 bar) main system
Features	Heavy-wall tubing and multi-wire braided hose; quick disconnect diagnostic ports		
BOOM			
Structure	All-welded construction with fabricated box type design; aluminum bronze bushings with grease grooves at boom pivot points		
Horizontal Reach	32' (975 cm)		30' (914 cm)
Vertical Reach	38' 4" (1,168 cm)		37' 6" (1,143 cm)
Maximum Lift Capacity	38,820 lbs (17,608 kg)	28,720 lbs (13,027 kg)	22,820 lbs (10,351 kg)
Cylinders	Features	Hydraulic cylinders with wear rings on pistons and bolt-on glands; heavy-duty steel tubing; induction hardened rods with heavy chrome plating; spherical bearings at all pivots	
	Main Boom	7" x 51" (178 x 1,295 mm) with 4" (102 mm) rod	6" x 51" (152 x 1,295 mm) with 3.5" (89 mm) rod
	Stick Boom	7" x 35" (178 x 889 mm) with 4" (102 mm) rod	6" x 35" (152 x 889 mm) with 3.5" (89 mm) rod

\* Specifications are subject to change.



**BARKO HYDRAULICS, LLC**

One Banks Ave.  
Superior, WI 54880

P: 715.395.6700  
info@barko.com | www.barko.com